

To: Andrew Shen, RJ Grey Principal
 Steve Martin, Athletic Director
 From: Jim Marcotte, Assistant Principal
 Re: 7th grade Fall Sports at RJ Grey JHS
 Date: June 16, 2015

Dear Andrew and Steve,

I am writing to highlight an issue that we have recently discovered as it pertains to our 7th grade athletic teams for next fall (and possibly beyond). We currently offer teams in the following sports:

Fall	Winter	Spring
7 th grade Boys Soccer	7 th grade Boys Basketball	7 th and 8 th grade Baseball
8 th grade Boys Soccer	8 th grade Boys Basketball	7 th and 8 th grade Softball
7 th grade Girls Soccer	7 th grade Girls Basketball	7 th and 8 th Track (B&G)
8 th grade Girls Soccer	8 th grade Girls Basketball	
7 th grade Field Hockey	7 th and 8 th Cheerleading	
8 th grade Field Hockey		
7 th and 8 th Cross Country (B&G)		

RJ Grey Junior High has historically been a member of the Middlesex League for our Interscholastic Athletic program. A primary advantage of being a member of this league is the availability of local middle school teams for games and meets. The league director creates a schedule of games for each school. Our regular competitors are the middle schools in Westford, Concord, Carlisle, Lexington, Lincoln, Sudbury, and other surrounding towns. Over the years the athletic programs in these towns have changed so as to offer only one team in each sport, resulting in blended teams of 7th and 8th graders. RJ Grey has tried to continue to offer teams for only 7th graders as a way to allow for the participation of more student athletes. A side effect of this situation is that our 7th grade teams have been regularly outmatched in many sports due to playing teams with a majority of older students.

Our league director informed me this winter that he would no longer continue to schedule games for our 7th grade teams. The scheduling of two teams for one school became complicated due to availability of space. In addition, other schools' blended teams did not feel that our 7th grade teams offered the appropriate level of competition. That change then put the burden on us to find our own games for these particular 7th grade teams. Throughout this spring, I have tried, along with help from Steve Desy, to petition other local schools to play against our 7th grade teams. The goal was to find local teams who could offer competitive play for our student athletes. We have not found enough surrounding schools that would be willing to play our 7th grade soccer teams for this fall. You will remember that our number of participants for girls' soccer has been low over the past few years, resulting in only a blended team for the past two seasons. My recommendation is to not offer 7th grade soccer programs this coming fall. Instead, we will offer blended (7th and 8th) soccer teams for boys and for girls.

Our remaining fall sport, field hockey, does still have enough local competition to enable us to offer this sport at the 7th grade and 8th grade levels. While the 8th grade teams play mostly teams from our league, our 7th grade teams play a few local schools and two independent teams from the area. The availability of these independent teams affords us the chance to continue to provide field hockey at both grade levels.

We may face similar scheduling limitations and challenges when it comes to our 7th grade basketball teams for the upcoming winter season. However, we would like to spend time in the fall exploring options with other local schools to build an appropriate schedule. We will re-evaluate the possibility of these teams by November.

As we have discussed, this change will affect the number of 7th graders who may be able to participate in soccer at RJ Grey. However, given the number of town teams and other available opportunities, we are hopeful that these students will still find outlets to be able to participate in athletics. In addition, we would like to explore other options for these students, including increasing the number of intramural and other opportunities within the walls of RJ Grey. We have recently had a good deal of success with our tennis club, as well as our badminton and spring volleyball clubs. We look forward to thinking creatively about other options for the students at RJ Grey.

ACTON / BOXBOROUGH REGIONAL SCHOOLS



19.2

BUDGET V. ACTUAL REVENUES 05/31/15

FOR 2015 11

	ORIGINAL ESTIM REV	REVISED EST REV	ACTUAL YTD REVENUE	ACTUAL MTD REVENUE	REMAINING REVENUE	PCT COLL
1000 GENERAL FUND						
1000R14 45402 MEDICAID REIMBURSEME	0	0	-32,527.14	-2,934.34	32,527.14	100.0%
1000R14 46801 AID - CHAPTER 70	0	-14,254,476	-13,066,603.00	-1,187,873.00	-1,187,873.00	91.7%
1000R14 46804 ASSESSMENT - SCHOOL	0	91,711	102,207.00	17,646.00	-10,496.00	111.4%*
1000R14 46805 ASSESSMENT - CHARTER	0	541,005	332,067.00	55,326.00	208,938.00	61.4%
1000R14 46806 ASSESSMENT - SPECIAL	0	12,675	.00	.00	12,675.00	.0%
1000R14 46807 TRANSPORTATION - PUP	0	-1,537,078	-576,658.00	.00	-960,420.00	37.5%*
1000R14 46809 REIMBURSEMENT - CHAR	0	-133,282	-22,972.00	-3,789.00	-110,310.00	17.2%*
1000R14 46810 DUMMY DESCRIPTION -	0	0	.00	.00	.00	.0%
1000R14 46811 REGIONAL BONUS AID	0	-139,000	-136,900.00	.00	-2,100.00	98.5%
1000R14 47501 ASSESSMENT - RGNL -	0	-49,690,145	-45,549,302.00	-4,140,845.00	-4,140,843.00	91.7%
1000R14 47502 ASSESSMENT - RGNL -	0	-10,594,577	-9,711,699.00	-882,881.00	-882,878.00	91.7%
1000R14 47503 ASSESSMENT-OTHER-ACT	0	-384,255	-384,255.00	.00	.00	100.0%
1000R14 47504 ASSESSMENT-OTHER-BOX	0	-67,042	-67,042.00	.00	.00	100.0%
1000R14 48200 EARNINGS - ON INVEST	0	0	-13,784.22	-1,347.58	13,784.22	100.0%
1000R14 48403 REVENUE - MISCELLANE	0	0	-100,581.86	-5,976.05	100,581.86	100.0%
TOTAL REVENUES	0	-76,154,464	-69,228,050.22	-6,152,673.97	-6,926,413.78	
GRAND TOTAL	0	-76,154,464	-69,228,050.22	-6,152,673.97	-6,926,413.78	90.9%

** END OF REPORT - Generated by Clare Jeannotte **

ACTON / BOXBOROUGH REGIONAL SCHOOLS



BUDGET V. ACTUAL 05/31/15

FOR 2015 11

	ORIGINAL APPROP	REVISED BUDGET	YTD EXPENDED	MTD EXPENDED	ENC/REQ	AVAILABLE BUDGET	PCT USED
01 SALARIES, TEACHING	31,882,520	31,924,482	25,612,915.39	2,565,216.25	6,293,584.52	17,982.09	99.9%
02 SALARIES, PRIN/A PRI	2,109,446	2,109,446	1,962,938.16	163,578.18	171,756.84	-25,249.00	101.2%
03 SALARIES, CNTRL ADMN	1,048,045	1,048,045	956,652.08	80,271.13	84,317.09	7,075.83	99.3%
04 SALARIES, SUPP STAFF	8,456,458	8,467,467	7,345,643.98	752,014.25	1,254,877.02	-133,054.00	101.6%
05 SALARIES, ATHLETICS	514,614	497,703	474,041.57	65,047.86	17,888.65	5,772.78	98.8%
06 SALARIES, BUILDINGS	564,570	709,164	683,018.37	46,690.40	57,261.20	-31,115.57	104.4%
07 SALARIES, CUSTODIAL	1,640,433	1,495,839	1,260,610.95	106,261.06	145,481.72	89,746.33	94.0%
08 SALARIES, HOME INSTR	17,044	17,044	3,287.50	112.50	.00	13,756.50	19.3%
09 SALARIES, MISC PS	1,456,651	1,411,089	1,298,145.01	119,370.24	219,555.65	-106,611.66	107.6%
11 SALARIES, SUBS MISC	186,093	186,093	121,534.78	15,601.70	.00	64,558.22	65.3%
12 SALARIES, SUBS INSTR	524,516	524,516	559,668.33	97,239.53	3,791.23	-38,943.56	107.4%
13 SALARIES, OVERTIME	242,855	242,855	238,065.83	12,173.07	.00	4,789.17	98.0%
14 STIPENDS, CURR/INSTR	152,275	111,561	70,488.84	39,279.04	44,536.12	-3,463.96	103.1%
15 FRINGES, COURSE REIM	56,000	56,000	36,487.85	3,569.00	3,614.00	15,898.15	71.6%
16 FRINGES, HLTH INSUR	7,600,159	7,842,791	7,264,022.35	106,024.79	.00	578,768.65	92.6%
17 FRINGES, H INSUR RET	905,443	904,093	718,012.80	61,230.80	296.88	185,783.32	79.5%
18 FRINGES, LIF/DIS INS	31,020	28,583	35,517.92	4,897.96	7,038.94	-13,973.86	148.9%
19 FRINGES, UNEMPLMNT	25,000	25,000	9,492.70	.00	.00	15,507.30	38.0%
20 FRINGES, WORKRS COMP	339,446	339,446	272,936.54	7,765.00	.00	66,509.46	80.4%
21 FRINGES, MCRS	1,304,911	1,756,208	1,756,208.00	.00	.00	.00	100.0%
22 FRINGES, MEDICARE	817,453	817,453	606,578.11	61,083.90	.00	210,874.89	74.2%
23 CONTRIB OPEB TRUST F	506,000	506,000	506,000.00	.00	.00	.00	100.0%
24 INSTRUCT SUPPLIES	822,909	919,314	797,865.15	54,589.14	89,761.28	31,687.07	96.6%
25 INSTRUCT TEXTBOOKS	340,613	262,195	170,662.14	4,712.41	28,383.19	63,149.87	75.9%
26 INSTRUCTIONAL, LBY	58,924	57,725	40,346.55	2,283.87	5,607.70	11,770.75	79.6%
27 OTHER, CAP OUTLAY	646,166	552,629	468,485.69	6,841.91	59,178.05	24,965.26	95.5%
29 OTHER, DEBT SERVICE	1,847,734	1,847,734	1,822,733.35	.00	.00	25,000.65	98.6%
30 OTHER, PROP/CASUALTY	98,924	98,924	102,627.44	350.00	.00	-3,703.44	103.7%
31 OTHER, MAINT BLDG/R	580,248	582,748	632,242.90	46,234.04	24,783.47	-74,278.37	112.7%
32 OTHER, MAINT EQUIP	211,406	209,906	51,392.00	2,974.27	41,875.30	116,638.70	44.4%
34 OTHER, LEGAL SERVICE	128,650	128,650	222,574.49	6,737.72	22,575.16	-116,499.65	190.6%
35 OTHER, ADMIN SUPP	744,274	812,976	737,216.35	47,467.00	95,773.09	-20,013.94	102.5%
36 OTHER, ATHLETIC SUPP	53,666	67,502	73,200.13	11,769.72	422.76	-6,120.89	109.1%
37 OTHER, CUSTODL SUPP	145,984	145,984	128,487.12	2,467.90	617.80	16,879.08	88.4%
38 OTHER, SPED TRANSP	1,340,411	1,340,411	1,447,239.98	14,682.21	75,590.50	-182,419.48	113.6%
39 OTHER, STUDENT TRANS	1,165,457	937,937	854,128.73	29,784.44	23,092.04	60,716.23	93.5%
40 OTHER, TRAVEL/CONF	58,046	90,149	82,346.94	12,273.58	6,723.65	1,078.21	98.8%
41 OTHER, SPED TUITION/	5,213,514	5,213,514	4,716,541.53	865,203.06	739,937.75	-242,965.28	104.7%
42 OTHER, UTILITIES	1,730,472	1,730,472	1,278,393.96	109,644.34	.00	452,078.04	73.9%
43 OTHER, TELEPHONE	148,285	148,285	71,149.93	4,195.65	5,179.71	71,955.36	51.5%
44 OTHER, SEWER	287,191	287,191	264,356.60	191,495.66	16,191.32	6,643.08	97.7%
GRAND TOTAL	76,003,826	76,455,123	65,754,258.04	5,721,133.58	9,539,692.63	1,161,172.33	98.5%

** END OF REPORT - Generated by Clare Jeannotte **

**ACTON-BOXBOROUGH REGIONAL SCHOOL DISTRICT
SPECIAL REVENUE, REVOLVING, AND GIFT FUNDS
5/31/2015**

19.2.22

		Fund Balance 6/30/14	Transf from APS & BMS	Transfer from other funds	Fund Balance 7/1/14	Receipts	Expenses	CASH BAL
LUNCH								
3201	LUNCH	365,035.68		185,908.17	550,943.85	1,588,028.71	1,360,500.18	778,472.38
	Blanchard School Lunch	0.00	53,405.32	(53,405.32)	0.00			0.00
	APS School Lunch	0.00	132,502.85	(132,502.85)	0.00			0.00
SUPERINTENDENT								
3311	SUPERINTENDENT GIFTS	707.50	145.29		852.79	934.00	436.40	1,350.39
DISTRICTWIDE								
3353	DISTRICT WIDE GIFTS	0.00		1,148.47	1,148.47	125.00	0.00	1,273.47
	Acton Garden Club	0.00	500.00	(500.00)	0.00			0.00
2606	APS ESL After School	0.00	323.53	(323.53)	0.00			0.00
2609	APS PD Outdoor classroom	0.00	314.37	(314.37)	0.00			0.00
	ESL REVOLVING	10.57		(10.57)	0.00			0.00
CURRICULUM								
3318	PARENT INVOLVEMENT PROJECT	17,691.68			17,691.68	3,122.00	4,011.12	16,802.56
3323	CURRICULUM GIFT	908.45	10.00		918.45	7,075.00	7,613.94	379.51
3331	TEACHING AMERICAN HISTORY	0.00			0.00	0.00	0.00	0.00
3419	SCHOOL TO BUSINESS	(2,867.93)			(2,867.93)	1,350.00	1,350.00	(2,867.93)
FINANCE								
3401	SCHOOL CHOICE	64,984.42		196,220.70	261,205.12	254,255.00	240,055.60	275,404.52
3401	Boxborough School Choice	0.00	196,220.70	(196,220.70)	0.00			0.00
3016	CIRCUIT BREAKER	0.00		88,196.00	88,196.00	1,533,211.00	1,389,648.00	231,759.00
	Boxborough Circuit Breaker	0.00	73,470.00	(73,470.00)	0.00			0.00
	APS Circuit Breaker	0.00	14,726.00	(14,726.00)	0.00			0.00
3417	TELEPHONE REVOLVING	25,907.43			25,907.43	1.31	0.00	25,908.74
3501	INSURANCE REIMB	17,135.16		1,539.82	18,674.98	10,425.91	10,458.69	18,642.20
	Insurance Reimb Blanchard	0.00	1,539.82	(1,539.82)	0.00			0.00
3502	VENDOR RECOVERY	40,698.79			40,698.79	0.00	0.00	40,698.79
3503	VANDALISM REIMB	311.09			311.09	0.00	0.00	311.09
9901	TAILINGS	27,676.16			27,676.16	0.00	3,584.23	24,091.93
FACILITIES								
3322	ELM ST HOOPS	1,214.00			1,214.00	0.00	0.00	1,214.00
3324	SOLAR PANEL PROJECT	1,555.75			1,555.75	0.00	0.00	1,555.75
3328	NSTAR POWER DOWN PROJECT	16,335.27			16,335.27	0.00	984.64	15,350.63
3329	FRIENDS OF LOWER FIELDS	13,460.82			13,460.82	20,000.00	5,553.88	27,906.94
3330	LOWER FIELDS GIFT 2	4,130.31			4,130.31	25,000.00	29,130.31	0.00
3342	WEST ACTON BOARDWALK	0.00	11,822.50		11,822.50	0.00	750.00	11,072.50
3347	DOW TRACK	95,465.38			95,465.38	45,000.00	140,465.38	0.00
3418	TRANSPORTATION	98,365.65			98,365.65	11,968.90	14,988.95	95,345.60
3332	DAMON PLAYGROUND	0.00	2,086.85		2,086.85	0.00	139.85	1,947.00
4001	LOWER FIELDS CONSTRUCTION	3,821.41			3,821.41	442.36	4,009.87	253.90

ACTON BOXBOROUGH REGIONAL SCHOOL DISTRICT

SPECIAL REVENUE, REVOLVING, AND GIFT FUNDS

5/31/2015

		Fund Balance 6/30/14	Transf from APS & BMS	Transfer from other funds	Fund Balance 7/1/14	Receipts	Expenses	CASH BAL
COMMUNITY EDUCATION								
3402	COMMUNITY ED	683,484.87		67,815.34	751,300.21	2,676,051.31	2,496,635.05	930,716.47
	Comm Ed- Blanchard ADK	0.00	67,815.34	(67,815.34)	0.00			0.00
3403	USE OF FACILITIES	0.07			0.07	245,267.10	310,048.43	(64,781.26)
3404	DRIVERS' ED	207,031.60			207,031.60	191,083.35	141,128.68	256,986.27
PUPIL SERVICES/SPED								
3427	BL INTEGRATED PRESCHOOL	0.00	82,713.75		82,713.75	0.00	45,000.00	37,713.75
3428	ODP REVOLVING	12,279.36			12,279.36	62,564.40	21,342.69	53,501.07
3429	AD INTEGRATED PRESCHOOL	74,112.88			74,112.88	237,586.47	203,902.11	107,797.24
3326 MCC BIG YELLOW SCHOOL BUS								
	SENIOR HIGH	205.14			205.14	200.00	200.00	205.14
	JUNIOR HIGH	0.00			0.00	0.00	0.00	0.00
	BLANCHARD	0.00	0.00		0.00	0.00	0.00	0.00
	CONANT	0.00	650.00		650.00	200.00	200.00	650.00
	DOUGLAS	0.00	278.75		278.75	0.00		278.75
	GATES	0.00	104.30		104.30	0.00	0.00	104.30
	MCCARTHY TOWNE	0.00	0.00		0.00	200.00	200.00	0.00
	MERRIAM	0.00	671.00		671.00	0.00		671.00
3341 COMM ED ADK GIFT								
	BLANCHARD	0.00	0.00		0.00	0.00	8,693.46	(8,693.46)
	CONANT	0.00	1,182.78		1,182.78	0.00	18,618.56	(17,435.78)
	DOUGLAS	0.00	(2,598.44)		(2,598.44)	0.00	38,842.30	(41,440.74)
	GATES	0.00	1,100.85		1,100.85	0.00	28,810.95	(27,710.10)
	MCCARTHY TOWNE	0.00	607.79		607.79	0.00	32,499.47	(31,891.68)
	MERRIAM	0.00	1,495.31		1,495.31	0.00	1,078.56	416.75
3416 LIBRARY REVOLVING								
	SENIOR HIGH	1,751.54			1,751.54	3,667.00	2,500.00	2,918.54
	JUNIOR HIGH	6,154.19			6,154.19	2,000.00	1,210.78	6,943.41
	BLANCHARD	0.00	0.00		0.00	1,750.00	0.00	1,750.00
	CONANT	0.00	1,316.56		1,316.56	1,750.00	2,220.69	845.87
	DOUGLAS	0.00	1,947.31		1,947.31	1,750.00	1,335.54	2,361.77
	GATES	0.00	2,782.36		2,782.36	1,750.00	750.00	3,782.36
	MCCARTHY TOWNE	0.00	1,086.98		1,086.98	1,750.00	898.88	1,938.10
	MERRIAM	0.00	2,907.59		2,907.59	1,750.00	281.44	4,376.15

**ACTON-BOXBOROUGH REGIONAL SCHOOL DISTRICT
SPECIAL REVENUE, REVOLVING, AND GIFT FUNDS**

5/31/2015

		Fund Balance 6/30/14	Transf from APS & BMS	Transfer from other funds	Fund Balance 7/1/14	Receipts	Expenses	CASH BAL
SENIOR HIGH								
3301	ATHLETIC GIFTS	0.00			0.00	0.00	0.00	0.00
3303	ABSAF:SH ATHLETICS	0.00			0.00	41,000.00	0.00	41,000.00
3405	ATHLETIC REVG	0.00			0.00	377,604.14	438,826.15	(61,222.01)
3302	ABSAF:SH PERFORMING ARTS	5,608.46			5,608.46	4,000.00	1,514.29	8,094.17
3304	ABSAF:BAND UNIFORMS	0.00			0.00	0.00	0.00	0.00
3306	SENIOR HIGH GIFTS	4,981.44		20.00	5,001.44	1,600.00	0.00	6,601.44
3307	SH GIFT:GAZEBO	0.00			0.00	0.00	0.00	0.00
3308	SH GIFT:PTSO	6,920.56			6,920.56	9,000.00	8,258.47	7,662.09
3309	SH GIFT:OTHER	(4,490.60)			(4,490.60)	1,319.99	1,054.94	(4,225.55)
3310	SH GIFT:ABSAF	15,352.00			15,352.00	0.00	0.00	15,352.00
3313	ABSAF:SH EXTRACURRICULAR	11,338.17			11,338.17	16,000.00	19,705.87	7,632.30
3315	UNITED WAY GIFT	994.95			994.95	0.00	0.00	994.95
3319	SH: COMMUNITY SERVICE GIFTS	3,080.59			3,080.59	5,353.00	4,842.01	3,591.58
3320	SH: SPECTRUM	1,651.95			1,651.95	1,030.00	2,976.46	(294.51)
3321	AB FRIENDS OF DRAMA	25.00			25.00	0.00	0.00	25.00
3325	NSTA TOYOTA TAPESTRY	71.37			71.37	0.00	0.00	71.37
3412	LOST BOOKS-SENIOR HIGH	24,035.26			24,035.26	335.00	65.00	24,305.26
3413	PARKING-SENIOR HIGH	29,445.55			29,445.55	51,630.00	61,300.62	19,774.93
3414	SUMMER SCHOOL TUITION	147,704.65			147,704.65	147,998.60	139,477.57	156,225.68
3415	PERFORMING ARTS REV	8,630.76			8,630.76	29,764.65	34,595.61	3,799.80
3420	EMPORIUM REVOLVING	(7.77)			(7.77)	79,108.00	72,825.28	6,274.95
3423	SH: PROSCENIUM CIRCUS	7,987.38			7,987.38	51,559.37	63,944.84	(4,398.09)
3424	SH:COUNSELING/TESTING	9,031.74			9,031.74	127,769.00	35,094.66	101,706.08
3425	SH CHORUS	9,635.06			9,635.06	14,559.00	13,594.18	10,599.88
3430	SWAP TUITION	(168.68)			(168.68)	0.00	0.00	(168.68)
	SMOKING REVOLVING	20.00		(20.00)	0.00			0.00
JUNIOR HIGH								
3305	JUNIOR HIGH GIFTS	12,123.80			12,123.80	6,687.93	2,100.00	16,711.73
3312	ABSAF:JH EXTRACURRICULAR	3,453.85			3,453.85	7,910.00	7,501.77	3,862.08
3314	JOHN LORING MEMORIAL GIFT	4,645.48			4,645.48	2.15	0.00	4,647.63
3316	PROJECT WELLNESS JH	0.00			0.00	7,030.00	5,000.00	2,030.00
3317	EDFAAB GIFT - JH	3.64	270.74		274.38	0.00	0.00	274.38
3327	DRAGONFLY THEATER	8,136.44			8,136.44	25,000.00	11,906.44	21,230.00
3411	LOST BOOKS-JUNIOR HIGH	5,772.09			5,772.09	279.00	128.16	5,922.93
3421	JH STORE REVOLVING	1,382.58			1,382.58	16,230.25	17,748.24	(135.41)
3422	JH THEATER REVOLVING	7,730.50			7,730.50	20,618.50	23,161.55	5,187.45
BLANCHARD								
3333	BLANCHARD PTO	0.00			0.00	0.00	0.00	0.00
3348	BLANCHARD GIFTS	0.00	7,191.57		7,191.57	600.00	4,706.88	3,084.69
3408	BLANCHARD AM/PM XD	0.00	166,841.31		166,841.31	238,514.21	165,524.63	239,830.89

ACTON BOXBOROUGH REGIONAL SCHOOL DISTRICT

SPECIAL REVENUE, REVOLVING, AND GIFT FUNDS

5/31/2015

		Fund Balance 6/30/14	Transf from APS & BMS	Transfer from other funds	Fund Balance 7/1/14	Receipts	Expenses	CASH BAL
CONANT								
3334	CONANT PTO	0.00	7,815.77		7,815.77	17,184.23	21,149.79	3,850.21
3343	CONANT ENRICHMENT GIFT	0.00	101,114.97		101,114.97	62,669.47	3,730.60	160,053.84
3349	CONANT GIFTS	0.00		1,092.20	1,092.20	1,548.00	1,246.00	1,394.20
2617	APS Conant Technology	0.00	756.20	(756.20)	0.00			0.00
2626	APS Conant Fndn Mtg Gift	0.00	11.29	(11.29)	0.00			0.00
2633	Con: Prof Dev Gift	0.00	229.23	(229.23)	0.00			0.00
	Conant Art Gift	0.00	95.48	(95.48)	0.00			0.00
DOUGLAS								
3335	DOUGLAS PTO	0.00	4,595.25		4,595.25	28,499.75	35,789.82	(2,694.82)
3350	DOUGLAS GIFTS	0.00		701.74	701.74	0.00	0.00	701.74
3409	DOUG: DAWN/DUSK	0.00	169,984.19		169,984.19	321,218.35	357,319.29	133,883.25
2618	APS Douglas Dec Math	0.00	48.14	(48.14)	0.00			0.00
2619	APS Douglas Japanese	0.00	4.94	(4.94)	0.00			0.00
2620	APS Douglas Mentoring	0.00	606.44	(606.44)	0.00			0.00
2627	APS Douglas Foundation Mtg Gift	0.00	42.22	(42.22)	0.00			0.00
GATES								
3336	GATES PTO	0.00	2,020.93		2,020.93	13,334.00	16,808.05	(1,453.12)
3339	GATES GIFTS	0.00	9,018.03	1,220.25	10,238.28	4,199.63	2,334.83	12,103.08
3344	GATES ENRICHMENT GIFT	0.00	25,265.37		25,265.37	16,109.79	0.00	41,375.16
2640	Gates Playground Equip	0.00	317.31	(317.31)	0.00			0.00
2644	Gates Parent Gift	0.00	902.94	(902.94)	0.00			0.00
MCCARTHY TOWNE								
3337	MCCARTHY PTO	0.00	177.04		177.04	71,000.00	61,317.05	9,859.99
3340	MCCARTHY TECHN	0.00	3,300.00		3,300.00	0.00	3,299.50	0.50
3345	MCT ENRICHMENT GIFT	0.00	51,330.60		51,330.60	38,549.50	4,353.96	85,526.14
3351	MCCARTHY TOWNE GIFTS	0.00		2,000.00	2,000.00	400.00	2,000.00	400.00
	McT Music Gift	0.00	2,000.00	(2,000.00)	0.00			0.00
MERRIAM								
3338	MERRIAM PTO	0.00	355.28		355.28	90,000.00	75,061.98	15,293.30
3346	MERRIAM OPEN CIRCLE	0.00			0.00	0.00	0.00	0.00
3352	MERRIAM GIFTS	0.00		62.91	62.91	0.00	0.00	62.91
3410	MERRIAM AM/PM	0.00	141,867.97		141,867.97	175,001.98	160,812.36	156,057.59
2642	Merriam Handshake Project	0.00	62.91	(62.91)	0.00			0.00
		2,102,663.46	1,347,355.58	0.00	3,450,019.04	9,052,476.31	8,451,155.48	4,051,339.87

ACTON BOXBOROUGH REGIONAL SCHOOL DISTRICT

SPECIAL REVENUE, REVOLVING, AND GIFT FUNDS

5/31/2015

		Fund Balance 6/30/14	Transf from APS & BMS	Transfer from other funds	Fund Balance 7/1/14	Receipts	Expenses	CASH BAL
SCHOLARSHIPS								
5001	SCH:DENNIS M KULSICK	1,177.97			1,177.97	0.00	0.00	1,177.97
5002	SCH:ANDREW GRATZ	8.66			8.66	0.00	0.00	8.66
5003	SCH:A B JAMBOREE	2,906.54			2,906.54	1.31	150.00	2,757.85
5004	SCH:KATHERINE KINSLEY	29,140.48			29,140.48	27.13	200.00	28,967.61
5005	SCH:JAMES E KINSLEY	37,499.58			37,499.58	34.43	0.00	37,534.01
5006	SCH:AMERICAN LEGION 284	46,531.37			46,531.37	95.35	1,500.00	45,126.72
5007	SCH:BRODY PEER LDRSHIP	33.96			33.96	0.00	0.00	33.96
5008	SCH:J PRENDIVILLE III	7,928.72			7,928.72	23.39	0.00	7,952.11
5009	SCH:M&P SMOLTEES	35,644.24			35,644.24	54.46	3,000.00	32,698.70
5010	SCH:J DEBAGGIS	2,945.04			2,945.04	1.31	0.00	2,946.35
5011	SCH:R J GREY	14,097.47			14,097.47	6.37	0.00	14,103.84
5012	SCH:CHARLES BATTIT	24,088.63			24,088.63	0.00	800.00	23,288.63
5013	SCH:J SCOTT	77.19			77.19	0.51	0.00	77.70
5014	SCHOLARSHIP:GENERAL	(942.42)			(942.42)	1.42	14,000.00	(14,941.00)
5015	FRED S KENNEDY SCHOLARSHIP	2,779.99			2,779.99	11.89	200.00	2,591.88
5016	CHS BRUSIE MEMORIAL SCHOLARSHP	4,667.25			4,667.25	202.19	2,000.00	2,869.44
5017	THOMAS MEAGHER SCHOLARSHIP	5,848.92			5,848.92	2.69	500.00	5,351.61
5018	R & E MATUSOW SCHOLARSHIP	50,128.66			50,128.66	253.94	300.00	50,082.60
5019	R BARTOLOMEO SCHOLARSHIP	0.85			0.85	0.00	1,000.00	(999.15)
5020	SANDRA WILENSKY SCHOLARSHIP	2,104.57			2,104.57	1.20	500.00	1,605.77
5021	FREDERICK JOYCE MEMORIAL	8,800.58			8,800.58	2.11	1,000.00	7,802.69
5022	DOW SCHOLARSHIP	4.08			4.08	0.00	0.00	4.08
5023	ALMA PARKHURST SCHOLARSHIP	22,798.73			22,798.73	10.48	3,000.00	19,809.21
5024	P HALL SCHOLARSHIP-Principal	0.00	10,000.00		10,000.00	0.00	0.00	10,000.00
	P HALL SCHOLARSHIP-Interest	0.00	3,125.90		3,125.90			3,125.90
		298,271.06	13,125.90	0.00	311,396.96	730.18	28,150.00	283,977.14
STUDENT ACTIVITIES								
6001	STU ACTIVITY FUND-JH	80,126.38			80,126.38	100,843.51	70,516.47	110,453.42
6002	STU ACTIVITY FUND-SH	17,609.44			17,609.44	296,997.89	288,498.70	26,108.63
6003	STU ACTIVITY FUND-BL	0.00	15,521.43		15,521.43	35,697.13	27,586.66	23,631.90
		97,735.82	15,521.43	0.00	113,257.25	433,538.53	386,601.83	160,193.95
		2,498,670.34	1,376,002.91	0.00	3,874,673.25	9,486,745.02	8,865,907.31	4,495,510.96

**INDEPENDENT AUDITORS' REPORT ON COMPLIANCE AND ON INTERNAL CONTROL OVER COMPLIANCE
APPLICABLE TO MASSACHUSETTS SCHOOL DISTRICTS**

Members of the School Committee
Acton Public Schools
Acton, Massachusetts

Compliance

We have audited the compliance of Acton Public Schools, Acton, Massachusetts with the types of compliance requirements described in the Massachusetts Department of Education *Compliance Supplement* applicable to Massachusetts School Districts for the year ended June 30, 2014.

Management's Responsibility

Management is responsible for compliance with the requirements of laws, regulations, contracts and grants applicable to School Districts.

Auditor's Responsibility

Our responsibility is to express an opinion on Acton Public Schools, Acton, Massachusetts's compliance to the types of requirements referred to above. We conducted our audit of compliance in accordance with auditing standards generally accepted in the United States of America; the standards applicable to financial audits contained in *Government Auditing Standards*, issued by the Comptroller general of the United States; and the Massachusetts Department of Education *Compliance Supplement*.

Those standards and the *Compliance Supplement* require that we plan and perform the audit to obtain reasonable assurance about whether noncompliance with the types of compliance requirements referred to above that could have a direct and material effect on Massachusetts School District programs occurred. An audit includes examining, on a test basis, evidence about Acton Public Schools, Acton, Massachusetts's compliance with those requirements and performing such other procedures as we considered necessary in the circumstances.

We believe that our audit provides a reasonable basis for our opinion on compliance with the Massachusetts Department of Education *Compliance Supplement*. However, our audit does not provide a legal determination on the Acton Public Schools, Acton, Massachusetts's compliance with those requirements.

The result of our tests disclosed an instance of noncompliance and is reported in the accompanying Schedule of Findings.

Opinion

In our opinion, Acton Public Schools, Acton, Massachusetts complied, in all material respects, with the compliance requirements referred to above that are applicable to Massachusetts School Districts for the year ended June 30, 2014.

Internal Control Over Compliance

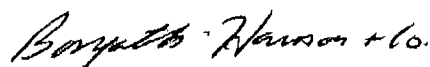
The management of Acton Public Schools, Acton, Massachusetts, is responsible for establishing and maintaining effective internal control over compliance with requirements referred to above. In planning and performing our audit of compliance, we considered Acton Public School, Acton, Massachusetts's internal control over compliance with the types of requirements that could have a direct and material effect on its ability to accurately report year-end information in accordance with Massachusetts DOE requirements in order to determine our auditing procedures that are appropriate in the circumstances for the purpose of expressing our opinion on compliance and to test and report on internal control over compliance. Accordingly, we do not express an opinion on the effectiveness of Acton Public School, Acton, Massachusetts's internal control over compliance.

A deficiency in internal control over compliance exists when the design or operation of a control over compliance does not allow management or employees, in the normal course of performing their assigned functions, to prevent, or detect and correct, noncompliance with a type of compliance in accordance with Massachusetts DOE requirements on a timely basis. A material weakness in internal control over compliance is a deficiency, or a combination of deficiencies, in internal control over compliance, such that there is a reasonable possibility that a material noncompliance with a type of compliance in accordance with Massachusetts DOE requirements will not be prevented, or detected and corrected, on a timely basis. A significant deficiency in internal control over compliance is a deficiency, or a combination of deficiencies, in internal control over compliance in accordance with a type of compliance with Massachusetts DOE requirements that is less severe than a material weakness in internal control over compliance, yet important enough to merit attention by those charged with governance.

Our consideration of internal control over compliance was for the limited purpose described in the first paragraph of this section and was not designed to identify all deficiencies in internal control over compliance that might be material weaknesses or significant deficiencies. We did not identify any deficiencies in internal control over compliance that we consider to be material weaknesses. However, material weaknesses may exist that have not been identified.

Purpose of this Report

The purpose of this report is solely to describe the scope of our testing on internal control and compliance and the results of that testing, as required by the Massachusetts Department of Education, and not to provide an opinion on the effectiveness of the entity's internal control or compliance. Accordingly, this communication is not suitable for any other purpose.



Borgatti Harrison & Co.

Framingham, Massachusetts
April 29, 2015

TOWN OF ACTON, ACTON PUBLIC SCHOOLS
SCHEDULE OF FINDINGS
FOR THE YEAR ENDED JUNE 30, 2014

Finding #1 - Specified Requirement # 11

Specified requirement #11 requires a written agreement between the School Committee and Municipal officials documenting agreed upon methodologies to be used when allocating, distributing or assigning Municipal expenditures to the School and to test the amounts reported using the documented methodology.

We were unable to test amounts reported using the documented methodology because a written agreement between the School Committee and the Municipal officials does not exist.



COMMONWEALTH OF MASSACHUSETTS
THE GENERAL COURT
STATE HOUSE, BOSTON 02133 1053

19.4

June 4, 2015

The Honorable Karen E. Spilka, Chair
Senate Committee on Ways and Means
State House, Room 212
Boston, MA 02133

The Honorable Brian S. Dempsey, Chair
House Committee on Ways and Means
State House, Room 243
Boston, MA 02133


Dear Chairwoman Spilka and Chairman Dempsey:

As you begin the task of conferencing the Senate and House versions of the budget, we respectfully request that you increase the funding for Regional School Transportation to, \$59,021,000, as adopted by the Senate during budget deliberations (The House FY16 budget allocated \$56,521,000 for Regional School Transportation). Nothing is more important for our budget squeezed regional schools than level funding of state-mandated regional school transportation. Regional School Transportation is local aid to town in regional school districts as much as Chapter 70 aid is. Districts that receive a cut from this mandated account will be forced to make up those cuts with cuts to their education budgets. Regional school transportation costs are mandated by law at 100% but have been funded at that level only once.


In the midst of budget costs over the past six years, regional schools have undertaken efforts to reduce the costs of transportation including looking at consolidating transportation routes where possible and they will continue to look at ways to reduce costs. To add to the difficulties facing regional schools with transportation costs caused by a reduction in funding is that spreading that lower funding amount over a larger number of regional schools and charter schools results in a funding reduction for existing schools affecting those schools' education programs.

The undersigned respectfully request that the Conference Committee adopt the Senate language for line item 7035-0006. We thank you for your time and dedicated commitment to the difficult task ahead of you. If we can be of any additional assistance please do not hesitate to contact us.

Sincerely,


ANNE M. GOBE, Co-Chair
State Senator

Worcester, Hampden, Hampshire and Middlesex


KIMBERLY N. FERGUSON, Co-Chair
State Representative
1st Worcester District

JENNIFER L. FLANAGAN
State Senator
Worcester and Middlesex

BENJAMIN B. DOWNING
State Senator
Berkshire, Hampshire, Franklin and Hampden

BRADFORD R. HILL
State Representative
4th Essex District

RYAN C. FATTMAN
State Senator
Worcester and Norfolk

JONATHAN D. ZLOTNIK
State Representative
2nd Worcester District

DAVID K. MURADIAN
State Representative
9th Worcester District

DONALD F. HUMASON
State Senator
Second Hampden and Hampshire

JOAN B. LOVELY
State Senator
Second Essex

JAMES B. ELDRIDGE
State Senator
Middlesex and Worcester

ANGELO L. D'EMILIA
State Representative
8th Plymouth District

JAMES M. KELCOURSE
State Representative
1st Essex District

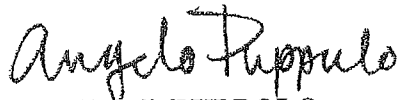
SHEILA C. HARRINGTON
State Representative
1st Middlesex District

WILLIAM SMITTY PIGNATELLI
State Representative
4th Berkshire District


KEIKO M. ORRALL
State Representative
12th Bristol District

TIMOTHY R. WHELAN
State Representative
1st Barnstable District

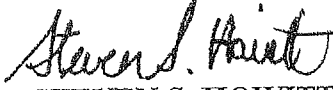
ERIC P. LESSER
State Senator
First Hampden and Hampshire



ANGELO J. PUPPOLO
State Representative
12th Hampden District




DONALD R. BERTHIAUME
State Representative
5th Worcester District




STEVEN S. HOWITT
State Representative
4th Bristol District




HAROLD P. NAUGHTON
State Representative
12th Worcester District



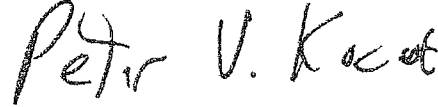
JOHN V. FERNANDES
State Representative
10th Worcester District




PAUL W. MARK
State Representative
2nd Berkshire District



RICHARD J. ROSS
State Senator
Norfolk, Bristol and Middlesex



PETER V. KOCOT
State Representative
1st Hampshire District



KATE HOGAN
State Representative
3rd Middlesex District



CARMINE L. GENTILE
State Representative
13th Middlesex District

CC: Sal DiDomenico, Vice-Chairman, Senate Committee on Ways and Means
Viriato M. deMacedo, Ranking Republican Member, Senate Committee on Ways and Means



Susannah Whipps-Lee
State Representative
2nd Franklin District

Acton-Boxborough Regional School District
SCHOOLS OPEN

****Note changes in Elementary Schedules**

Wednesday, September 2, 2015*

* With the exception of
8th, 10th, 11th, & 12th graders, who start on Thursday, September 3, 2015

HIGH SCHOOL 7:23 a.m. - 2:18 p.m.

JUNIOR HIGH 7:30 a.m. - 2:06 p.m.

=====

CONANT, McCARTHY-TOWNE, MERRIAM

All-Day K and Grades 1-6

8:40 a.m. - 2:50 p.m

(1st & 3rd Thursdays 12:20 p.m. dismissal)

Kindergarten

AM Session - 8:40 a.m. - 11:20 a.m.

PM Session - 12:10 p.m. - 2:50 p.m.

(No PM Sessions on 1st & 3rd Thursdays each month)

BLANCHARD, DOUGLAS & GATES

All-Day K and Grades 1-6

9:20 a.m. - 3:30 p.m

(1ST & 3RD Thursdays - 1:00 p.m. dismissal)

Kindergarten

AM Session - 9:20 a.m. - 12 noon

F(Thursday Schedule 9:20 a.m. - 1:00 p.m.)

PM Session - 12:50 p.m. - 3:30 p.m.

(No PM session on 1st & 3rd Thursdays each month)

=====

Elementary School Lunch Price: \$2.75

Junior High/High School Price: \$2.75

Lunch, includes fruit, vegetable, milk

Milk only: \$.50

Please refer to the link below for Prepayment options

<http://www.abschools.org/departments/food-services/lunch-menu>

=====

*****Direct Phone Numbers *****

Blanchard: (978) 263-4569 Conant: 978-266-2550

Douglas: 978-266-2560 Gates: 978-266-2570

All other schools: 978-264-4700

Open House Dates - Fall 2015 5/15/15

Blanchard

September 15

6:30-8:00 PM - Grades PreK - 3

September 29

6:30-8:00 PM - Grades 4 - 6

Conant

September 15

7:00-8:00 pm - Grades 4 - 6

September 16

7:00-8:00 pm - Grades K - 3

Douglas

September 8

6:00-6:45pm - Grades 3 & 4

7:00-7:45pm - Grades 5 & 6

September 15

6:00-6:45pm - All Kindergartens

7:00-7:45pm - Grades 1& 2

Gates

September 29

6:00-6:45pm - AMK & Grade 6

7:00-7:45pm - Grades 1 & 5

September 30

6:00-6:45pm - Grades 2 & 4

7:00-7:45pm - PMK, ADK & Grade 3

McCarthy-Towne

September 16

6:00pm

Merriam

September 29

6:00pm - Kindergarten

7:00pm - Grades 1 - 6

Junior High

September 24 at 7:00 pm

High School

October 8 at 6:50 pm

**ACTON-BOXBOROUGH REGIONAL SCHOOL COMMITTEE
MEETINGS
2015-2016**

Acton-Boxborough Regional School Committee meetings are usually held on the first and third Thursdays of the month, at 7:00 p.m. in the R.J. Grey Junior High School Library.
Materials are usually posted at <http://www.abschools.org/school-committee/meetings-agendas-packets-and-minutes> the Friday night prior to each meeting.

July 22 (Wed)	Annual Workshop
August 10 (Mon)	Summer Business Meeting
September 3 September 17	
October 1 October 15	
November 5 November 19	
December 3 December 17	
January 14 January 23 (Sat)	School Committee Budget Saturday – 9 am – 2 pm
February 4 February 11	Open Budget Hearing-required by law
March 3 March 17	
April 28	
May 19	
June 9 June 23	

Note: Acton Town Meeting begins April X. Boxborough Town Meeting begins May X .
Voted 6/11/15 <http://www.abschools.org/school-committee>



Acton-Boxborough Regional School District
Superintendent's Office
 16 Charter Road
 Acton, MA 01720
 978-264-4700 www.abschools.org

Glenn A. Brand, Ed.D.
Superintendent of Schools

To: Steve Ledoux, Acton Town Manager
 Doug Halley, Acton Board of Health Director
 cc: Acton Board of Selectmen
 From: Glenn Brand, Superintendent of Schools
 Date: June 18, 2015
 RE: Requesting a waiver of Board of Health Fees for the Acton-Boxborough Regional Schools

Pursuant to the Town of Acton's Uniform Fee Policy, as amended in 2012, this letter is to respectfully request that the Board of Selectmen reconsider the fees charged by the Board of Health for our annual permits to operate our school cafeterias.

Last year the Food Services Department paid \$390.00 for the High School and \$390.00 for the Junior High (Region) Board of Health inspections as well as a dumpster fee of \$25.00/building. The fees were waived for Acton Public Schools (Conant, Douglas, Gates, and the Parker Damon Building). Now that we are regionalized, the Board of Health has invoiced the District \$390.00 per school plus \$25.00 per dumpster for 7 schools. Please note that McCarthy-Towne and Merriam share one kitchen so we only have 6 billable sites. The Blanchard School is inspected by Nashoba Valley Board of Health and has never been charged a fee.

Not only does this represent a change that was unanticipated, but it is also one that, I am told, would be rather unique in comparison to other regional districts where such fees are apparently waived. Our Food Service Director contacted the following regional school districts and confirmed that they are not charged permit fees by their Boards of Health: Ayer-Shirley, Concord-Carlisle, Nashoba Regional, Nashoba Valley Technical High School and Lincoln Public Schools.

It is my understanding that this annual permit involves an application for each site completed by our Food Service Director, followed by an inspection of each site twice a year. I am informed that the typical site visit is approximately 10 minutes in duration. The money for this proposed change does not come from the operating budget of the district, but the revolving fund of the Food Services Department. Last year we paid \$830.00. This year it would be \$2,905.00 which represents a significant increase for our overall budgeting for this program. Our Regional School District operates 7 kitchens at the High School, Junior High, Blanchard, Conant, Douglas, Gates and Parker Damon Building. This would mean we have 6 sites that are billable assuming we count the Parker Damon Building as one kitchen.

I would like to request a waiver for the Board of Health Permit Fees for this year and future years to come.

Thank you for your consideration.
 Sincerely,

Glenn Brand, Superintendent of Schools

CC: Clare Jeannotte, ABRSD Director of Finance,
 Kirsten Nelson, ABRSD Director of Food Services

Our Mission is to prepare all students to attain their full potential as life-long learners, critical thinkers, and productive citizens of our diverse community and global society.



Acton-Boxborough Regional School District
Superintendent's Office
 16 Charter Road
 Acton, MA 01720
 978-264-4700 www.abschools.org

Superintendent Glenn A. Brand, Ed.D.

June 22, 2015

Dear Acton-Boxborough Regional School District Families of Kindergarteners – 5th Graders,

After a six-year review process, the MA Board of Elementary and Secondary Education (BESE) will vote in September to release the **final** draft of the new MA Science, Technology, and Engineering (STE) Framework for public comment. We anticipate the new STE Framework will be adopted in the fall of 2015. For the past couple of years, the Department of Elementary and Secondary Education (DESE) advised districts to begin **transitioning and implementing the draft standards because the transition will require a substantial investment of time (minimum of five years), resources and professional learning**. In the spring of 2014, Jacob Foster, DESE Director of Science, Technology, and Engineering, encouraged districts to start early. (Personal communication, EDCO Science Meeting, 3/24/14). The following EDCO districts have also begun to transition to the new Framework: Belmont, Brookline, Concord, Lexington, Lincoln, Newton, Sudbury, Wellesley and Weston.

As shared at a recent School Committee meeting, this process has begun in grades kindergarten through grade six. It was also noted that the grade five STE MCAS will be adjusted two to three years *after* the STE standards are officially adopted in the fall of 2015. This means that the grade five STE MCAS will remain aligned to the 2001/2006 STE Framework*, even though districts are moving ahead with their transition plans. Thus, for the next several years, the elementary STE content covered may not align perfectly with what is assessed on the grade five STE MCAS. As a district, providing our students with a solid STE foundation has always been, and will continue to be, our priority.

All input on the Draft Revised STE Framework, including comments, suggested edits, and questions can be submitted to: mathsciencetech@doe.mass.edu

Please see the following links for additional information.

For the Draft Revised Framework: <http://www.doe.mass.edu/stem/standards/standardsdraft.pdf>

For Frequently Asked Questions: <http://www.doe.mass.edu/stem/standards/faq.html>

For an overview of the revision process and additional resources:

<http://www.doe.mass.edu/STEM/review.html>

For information about the MA adaption of the Next Generation Science Standards (NGSS):

<http://www.doe.mass.edu/stem/standards/NGSS-MAAComparison.html>

Sincerely,

Glenn Brand, Ed.D.
 Superintendent of Schools

Deborah Bookis
 Director of Curriculum and Assessment

*2001/2006 STE Framework: The present MA STE Framework was adopted in 2001 with modifications and clarifications made in 2006

Our Mission is to prepare all students to attain their full potential as life-long learners, critical thinkers, and productive citizens of our diverse community and global society.